



### District Report Card: 2017


<b>State:</b> Gujarat	<b>District:</b> Mahesana
<b>Class:</b> 3	<b>Subject:</b> Mathematics
<b>Schools:</b> 61	<b>Students:</b> 1324


### Participation/Coverage


#### Students

<div>GENDER</div> <div></div>	Boys			Girls		
	Number		%	Number		%
	702		53.02	622		46.98

<div>AREA</div> <div></div>	Rural			Urban		
	Number		%	Number		%
	1180		89.12	144		10.88

<div>CATEGORY</div> <div></div>	SC		ST		OBC		GEN	
	Number	%	Number	%	Number	%	Number	%
	60	4.53	11	0.83	1039	78.47	214	16.16

<div>CWSN</div> <div></div>	LD	VI	HI	S&LD	ID	Oth
	2	2	1	2	6	8

<div>Management</div> <div></div>	Government			Government-aided		
	Number		%	Number		%
	1205		91.01	119		8.99

### Average Performance of Students in Mathematics (%)

Overall	Gender		Area		Management		Social Group			
	Male	Female	Rural	Urban	Govt.	Aided	SC	ST	OBC	GEN
69.27	69.47	69.06	69.01	71.44	69.00	72.04	74.00	72.73	67.93	74.30

## Performance on Learning Outcomes (LOs)

Learning Outcomes	Description	Average Performance(%)
M301	Reads and writes numbers up to 999 using place value	64.70
M302	Compares numbers up to 999 based on their place values	80.29
M303	Solves simple daily life problems using addition and subtraction of three digit numbers with and without regrouping	64.22
M304	Constructs and uses the multiplication facts (up till 10) in daily life situations	68.13
M305	Analyses and applies an appropriate number operation in the situation/ context	69.86
M306	Explains the meaning of division facts by equal grouping/sharing and finds it by repeated subtraction	69.26
M309	Identifies and makes 2D-shapes by paper folding, paper cutting on the dot grid, using straight lines etc.	81.15
M311	Fills a given region leaving no gaps using a tile of a given shape	60.95
M312	Estimates and measures length and distance using standard units like centimeters or meters & identifies relationships	41.58
M317	Reads the time correctly to the hour using a clock/watch	74.70
M318	Extends patterns in simple shapes and numbers	62.08
M319	Records data using tally marks, represents pictorially and draws conclusions	86.40

Range of Performance of Students who Answered Correctly							
Below 30%		30% - 50%		50% - 75%		Above 75%	
Number	%	Number	%	Number	%	Number	%
106	8.01	199	15.03	378	28.55	641	48.41

### Lowest Performing Learning Outcomes (LOs)

- 1 - Estimates and measures length and distance using standard units like centimeters or meters & identifies relationships (41.58)
- 2 - Fills a given region leaving no gaps using a tile of a given shape (60.95)
- 3 - Extends patterns in simple shapes and numbers (62.08)
- 4 - Solves simple daily life problems using addition and subtraction of three digit numbers with and without regrouping (64.22)
- 5 - Reads and writes numbers up to 999 using place value (64.70)